

# TECHNICAL INFORMATION

## Valve functions

Two way valves have one orifice and two ports : one inlet and one outlet. They are available with the following functions :

- Normally Closed (NC) Fig. 1 - valve is closed for flow through the valve when the coil is de-energized.
- Normally Open (NO) Fig. 2 - valve is open for flow through the valve when the coil is de-energized.

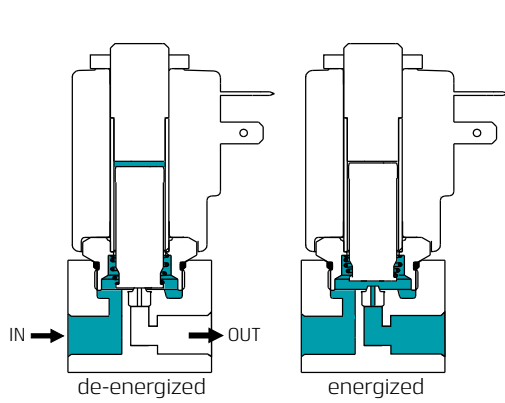


Fig. 1

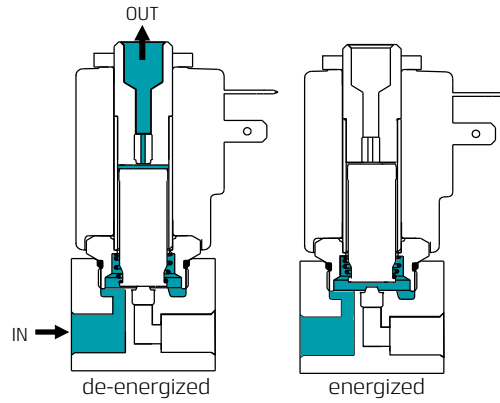


Fig. 2

Three way valves have two orifice and three ports : inlet, outlet and exhaust. They are available with the following functions :

- Normally Closed (NC) Fig. 3 - no flow from inlet port, flow is from outlet port to the exhaust.
- Normally Open (NO) Fig. 4 - flow from inlet port, no flow from the exhaust port.

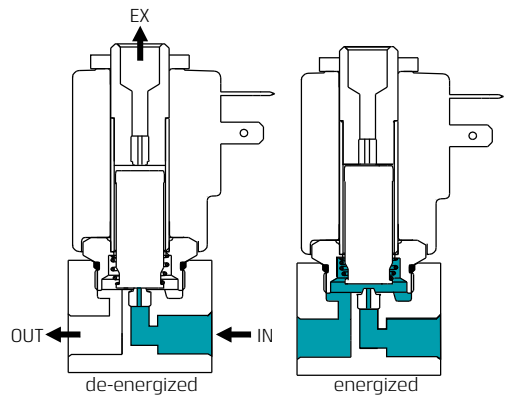


Fig. 3

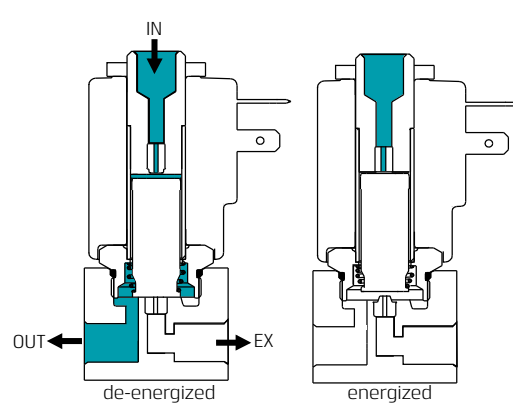


Fig. 4

Also available are the following non-standard functions : Divertor Fig. 5 - one inlet pressure with two outlets, one outlet is NO and the other NC. Selector Fig. 6 - two inlet pressures, one inlet is NO and the other NC.

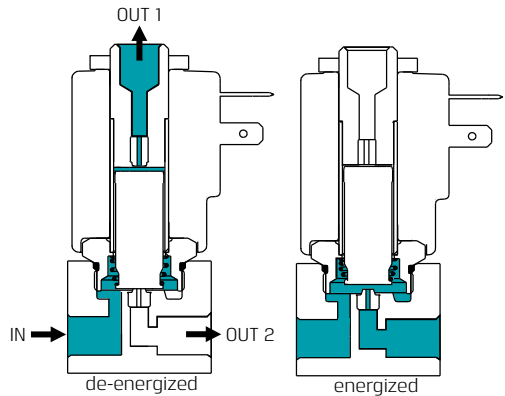


Fig. 5

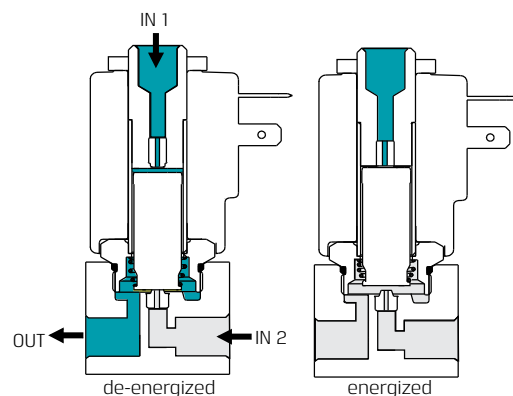


Fig. 6